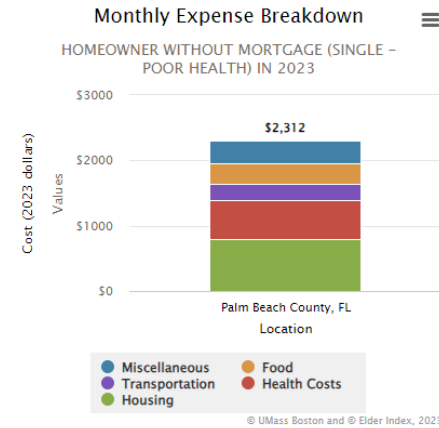
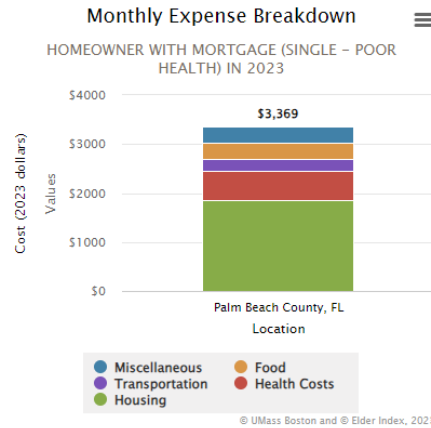
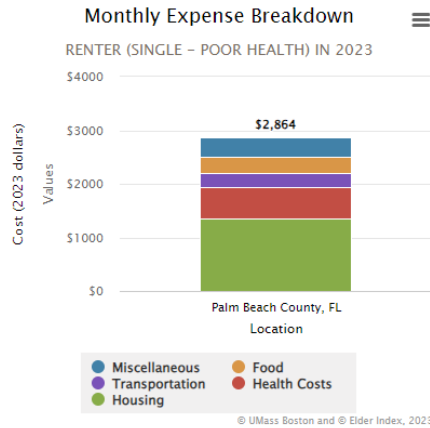
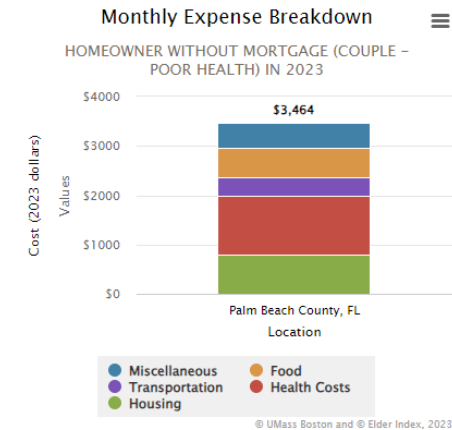
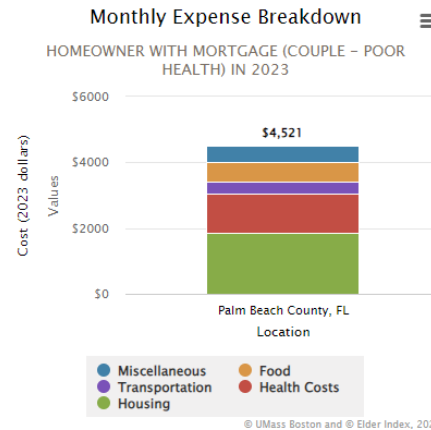
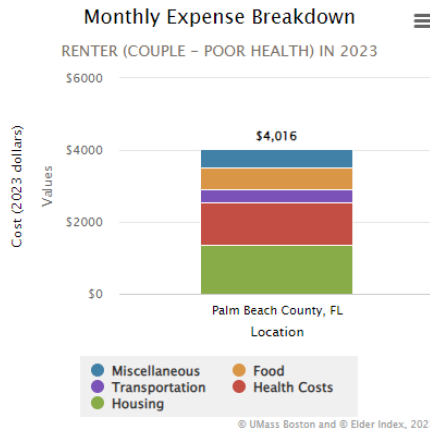


Palm Beach County Elder Index

Single – Poor Health



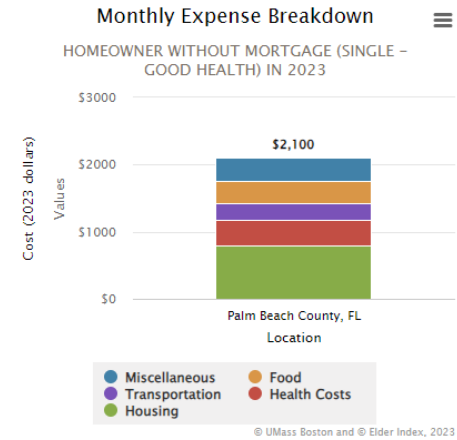
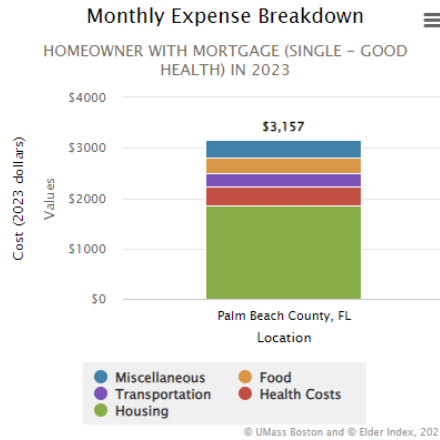
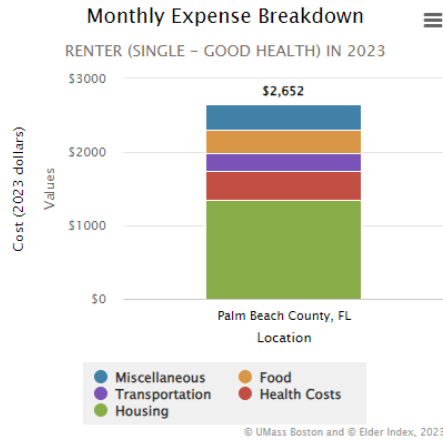
Couple – Poor Health



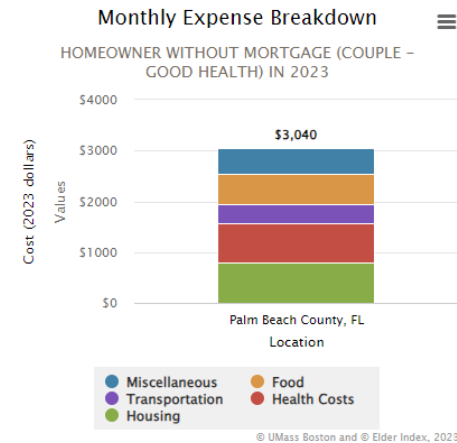
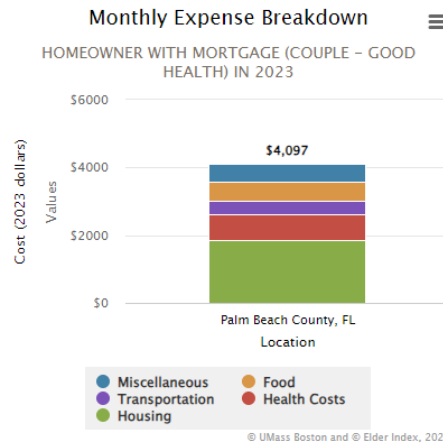
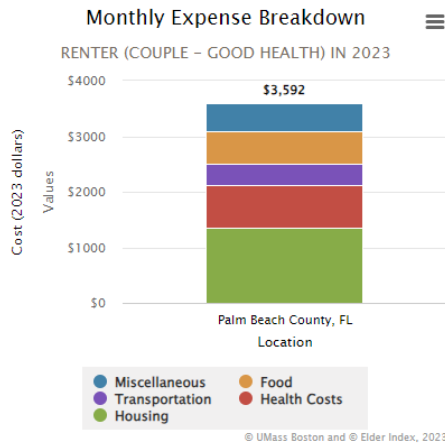
Prepared by Area Agency on Aging of Palm Beach/Treasure Coast

Palm Beach County Elder Index

Single – Good Health



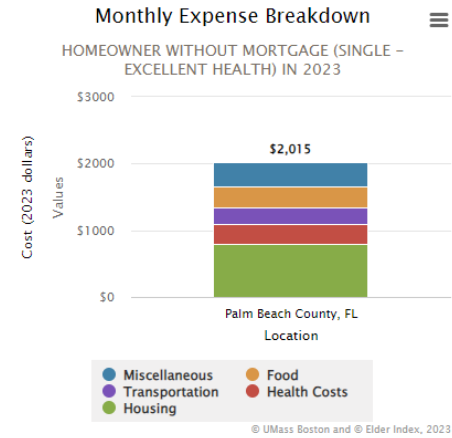
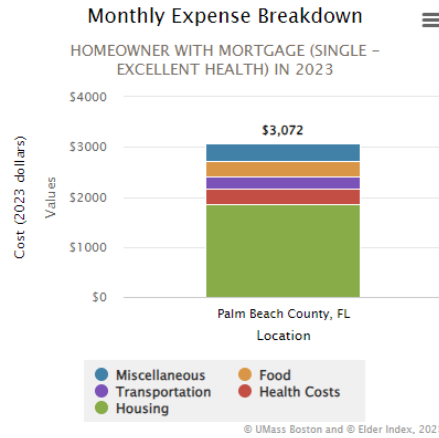
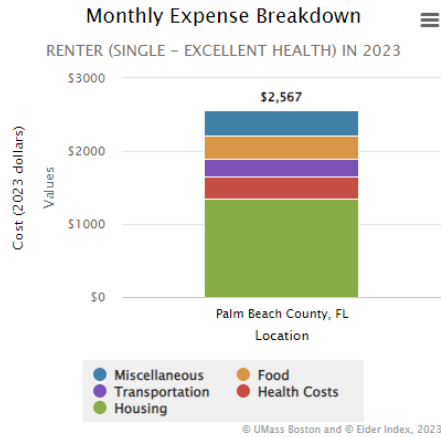
Couple – Good Health



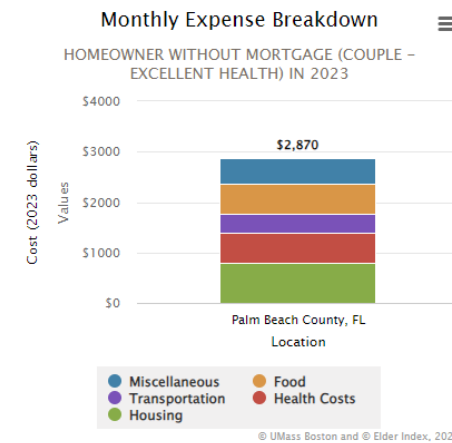
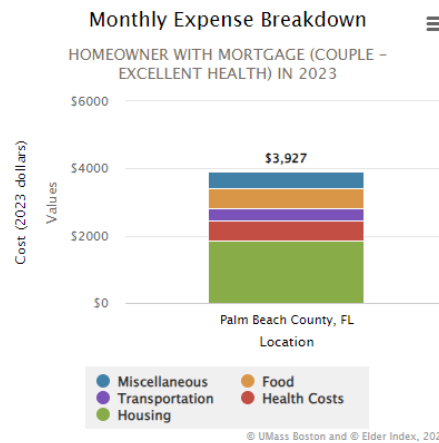
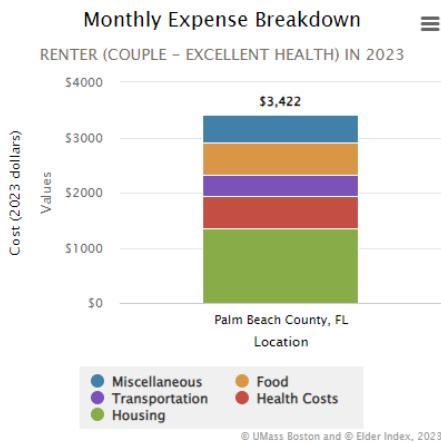
Prepared by Area Agency on Aging of Palm Beach/Treasure Coast

Palm Beach County Elder Index

Single – Excellent Health



Couple – Excellent Health



Prepared by Area Agency on Aging of Palm Beach/Treasure Coast



Palm Beach County Elder Index

100% Federal Poverty Level for a 1-person household is \$14,580 where monthly income is equivalent to **\$1,215**.

125% Federal Poverty Level for a 1-person household is \$18,225 where monthly income is equivalent to **\$1,518.75**.

1-person household (single)	Poor Health	Good Health	Excellent Health
Renter	\$2,864	\$2,652	\$2,567
Homeowner with Mortgage	\$3,369	\$3,157	\$3,072
Homeowner without Mortgage	\$2,312	\$2,100	\$2,015

(Elder Index, 2023).

100% Federal Poverty Guidelines for a 2-person household is \$19,720 where monthly income is equivalent to **\$1,643**.

125% Federal Poverty Guidelines for a 2-person household is \$24,650 where monthly income is equivalent to **\$2,054**.

2-person household (couple)	Poor Health	Good Health	Excellent Health
Renter	\$4,016	\$3,592	\$3,422
Homeowner with Mortgage	\$4,521	\$4,097	\$3,927
Homeowner without Mortgage	\$3,464	\$3,040	\$2,870

(Elder Index, 2023).

Summary

The Elder Index measures the income older adults, people 65 years old and older, need to live independently to meet their basic needs; it is a benchmark of income adequacy that reflects variations in cost of living (Elder Index, 2023). The Federal Poverty Guidelines are issued each year in the Federal Register by the Department of Health and Human Services and are mainly used to determine eligibility for public programs. 100% Federal Poverty Guideline means that the household is at poverty level, 125% Federal Poverty Guideline means that the household is near poverty level. The 2022 Department of Elder Affairs County Profiles present data as referring to populations in Florida aged 60 or older unless otherwise noted (DOEA Profile, 2022). The 2022 American Community Survey from the US Census includes 1-year estimate subject tables regarding poverty status in the past 12-months (ACS, 2022).

For a single person household, 100% Federal Poverty Guideline monthly income is \$1,215 (HHS, 2023). In Palm Beach County, the income needed to live independently and meet their basic needs is greater than 100% Federal Poverty Guideline. For a single person household, 125% Federal

Prepared by Area Agency on Aging of Palm Beach/Treasure Coast



Palm Beach County Elder Index

Poverty Guideline is \$1,518.75 (HHS, 2023). According to the Elder Index, the income needed to live independently and meet their basic needs in Palm Beach County is greater than 125% Federal Poverty Guideline.

For a 2-person household (couple), 100% Federal Poverty Guidelines monthly income is \$1,643 (HHS, 2023). In Palm Beach County, the income needed to live independently and meet their basic needs is greater than 100% Federal Poverty Guideline. For a 2-person household, 125% Federal Poverty Guideline is \$2,054 (HHS, 2023). Again, the income needed for an elderly couple to live independently in Palm Beach County is greater than 125% Federal Poverty Guideline.

In Palm Beach County in 2022, 31% of the county's population were 60 years old or older and 24% of the county's population were 65 years or older. 13% of older residents (age 60+) are below 125% of poverty level; 7% of older residents are at poverty level (DOEA Profile, 2022). The cost of living in Palm Beach County is greater than 100% and 125% Federal Poverty Guideline (DOEA Profile, 2022). According to the Elder Index, households who have "poor health status" have higher health costs compared to households with "good" or "excellent" health however, regardless of a household's health status, they will still struggle to live independently based off the income needed estimated by the Elder Index and the Federal Poverty Guidelines for 125% Federal Poverty. There are 57,995 older residents (60+ years old) in the county who are below 125% of the Federal Poverty Guidelines who likely do not have the income needed to live independently and meet their basic needs. According to 2022 American Community Survey 1-Year Estimates, 11.5% of residents aged 65+ years old are estimated to be below the poverty level, that is equivalent to 43,072 residents age 65+ years old (ACS, 2022). Based off information from the 2022 DOEA County Profiles and the Elder Index, populations 60+ and 65+ years old struggle to have a sufficient income to meet cost of living standards and who struggle to live independently and meet basic needs.

The graphs on the first three pages highlight how expenses for single households and 2-person households may be distributed across five categories: housing, health care, transportation, food, and miscellaneous essentials. For those with poor health, health costs take up a large proportion of the monthly income needed to live independently, compared to individuals with good or excellent health status.

Prepared by Area Agency on Aging of Palm Beach/Treasure Coast